



XORBOT

Great Experience. More Candidates.
Better Performance.

By XOR Inc.
2017

A FAMILIAR SITUATION FOR ANY RECRUITER:

Few reactions (not enough candidates)

Too many reactions (time inefficiency)

Brand perception

A FAMILIAR SITUATION FOR ANY CANDIDATE:

Resume black hole (no feedback)

Limited company and job info

Limited interaction (no use of modern communication channels)

STEP 1

THE VACANCY:



Create



Publish



Interact

STEP 2

THE CANDIDATE:



Apply



Engage

STEP 3

THE HIRING:



Evaluate



Feedback



Interview

Step 1 Creating Vacancy and Company Info



XOR can be standalone or integrated with any popular ATS. The recruiter creates a vacancy and provides initial info for job seekers. When ready the vacancy is published on the site (inbound) or sent via a link or sms to applicants (outbound).

A form titled "Job opening stats" with a white background and a light blue border. It contains five rows of data: "Candidates applied (total)", "Made it through the bot", "Successfully passed the score", "Didn't pass the score", and "Rejected by recruiter". Each row has a corresponding input field on the right side.

Get stats and report on candidate results

A form titled "Job Opening Title" with a white background and a light blue border. It contains several sections: "Job Opening Title" (Customer Service Administrator), "Company Select" (XOR), "Company name" (Xor Inc), "Company website" (www.xor.ai), and "Responsibilities for the job" (responsible for undertaking the administration and payment tasks instructed by customers or their appointed agents and answer queries from customers and advisors. You also fulfil the internal administrative tasks as required. The department prides itself on offering excellent customer service to all).

Recruiter sets up the minimum vacancy info, but also company info like website, name, culture etc.

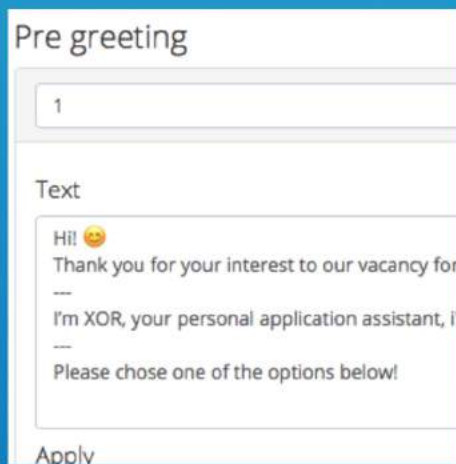
A form titled "Views: 0" with a white background and a light blue border. It contains three sections: "Keywords" (tasks, customer requests, telephone enquiries), "Text" (Provide product information/undertake tasks in response to customer requests, ensuring that the work processed meets agreed company and customer services standards. Answer incoming telephone enquiries and respond to them and fully document how they were resolved, ensuring that all communications are handled accurately and adopting the most appropriate method of communication), and "Question example" (What other benefits are there besides salary?).

Important part is to define the automated FAQ. Job seekers might want to know more on the job and company like benefits, culture, dress code, team, etc

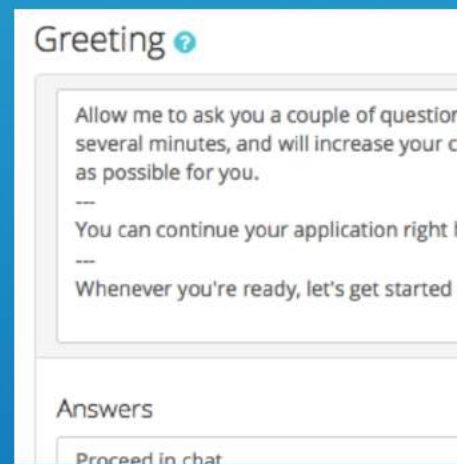
A form with a white background and a light blue border. It contains four buttons: "Archive", "Save", "Copy", and "Publish". The "Publish" button has a star icon next to it.

Buttons to save, copy and publish your vacancy

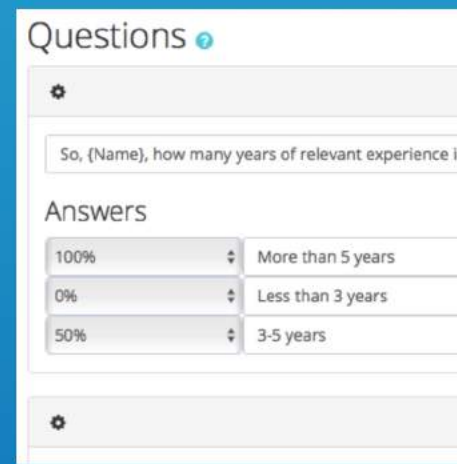
Step 1 Creating Vacancy and Company Info



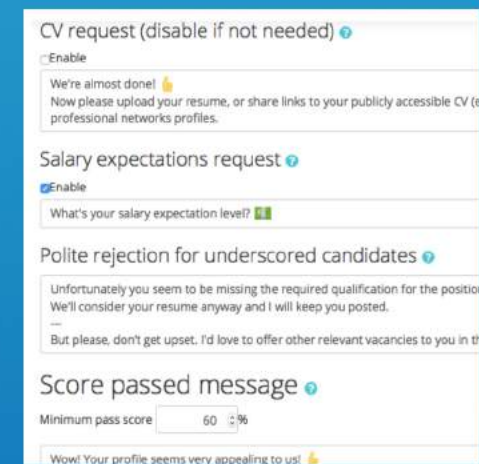
Pre greeting is used to provide initial info on the job, its requirements and skills. The job seeker can then apply, ask for more details or look for a next vacancy. You can also add a company video



Application starts with a greeting and asking how to proceed: chat or messenger, and other details from the job seeker



Build the questions you want to ask the job seeker. Each question has its preset scoring.

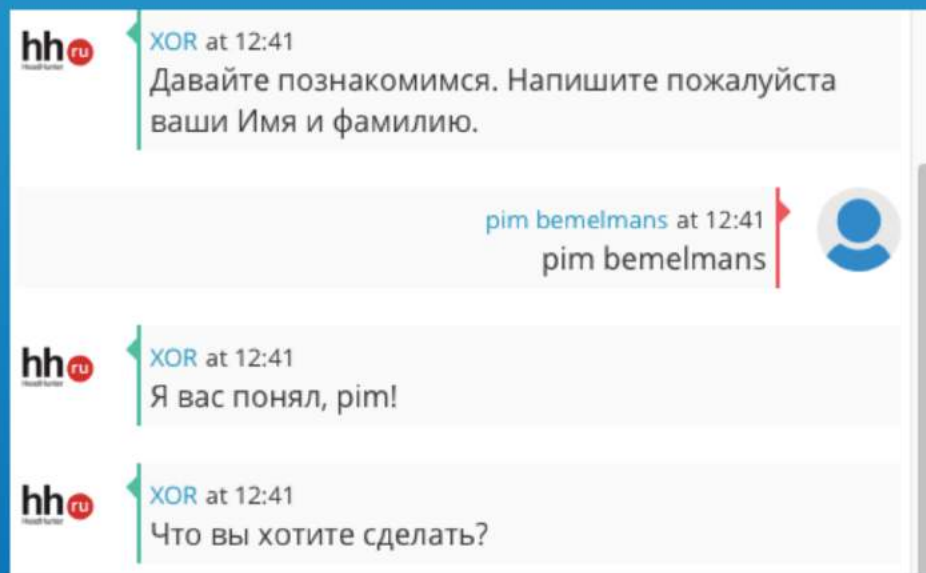


Use questions to get resume or ask for video (selfie), after scoring job seeker receives immediate feedback on pass or fail

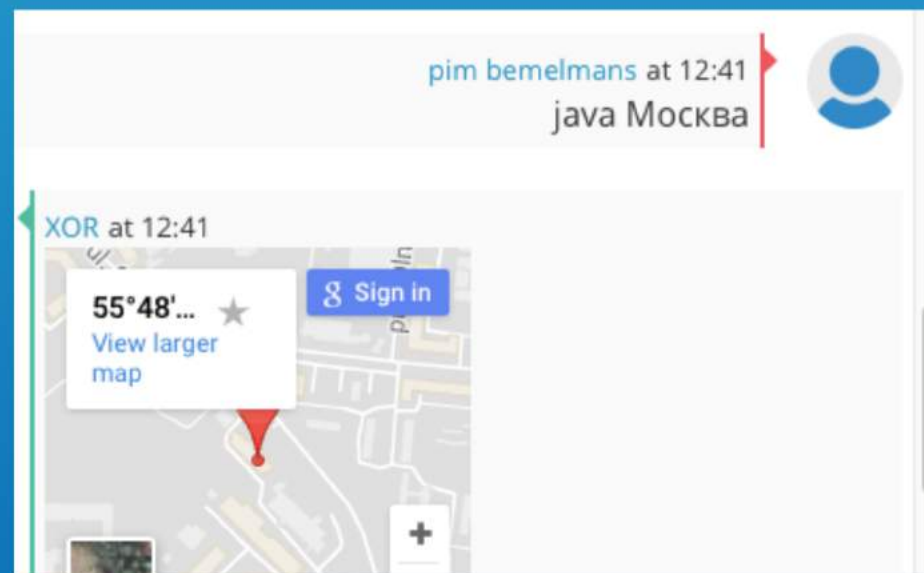
Step 2 Applying for a job and engaging



The job seeker whether applies on company website or clicks on link received by sms or other channel.



Job seeker engages with bot and presses: seek vacancy or ask a question



Using job seeker's location (gps) the bot will offer vacancies in his/her vicinity. Job seeker can apply or look at next vacancy

Step 2 Applying for a job and engaging



1

XOR
Here are the links to XOR Terms and Privacy policy

XOR at 14:00
Hi! 🤖
Thank you for your interest to our vacancy for Customer Service Administrator at Xor Inc!

XOR at 14:00
I'm XOR, your personal application assistant, I'm going to guide you through the process ✓

XOR at 14:00
Please chose one of the options below!

I want more details

Apply

Job seeker in pre-greeting might opt to get more details

2

XOR
Here are the links to XOR Terms and Privacy policy

Friend from Web at 14:00
I want more details

XOR at 14:00
What is the job about?
- Provide product information
- Investigate and resolve complaints
- Answer incoming telephone enquiries

Friend from Web at 14:00
Requirements

XOR at 14:00
What is absolutely required for the job?

XOR at 14:00
- great smile
- always let the customer do his talk
- put yourself in the customer's shoes
- always provide an answer

Apply

Job seeker gets job info and decides to apply

3

XOR
Here are the links to XOR Terms and Privacy policy

- always provide an answer

Friend from Web at 14:00
Apply

XOR at 14:00
Allow me to ask you a couple of questions about yourself and your qualifications. It will take you several minutes, and will increase your chances to be hired. It is my task to make it as easy and fun as possible for you.

XOR at 14:00
You can continue your application right here, or switch to any messenger 🤖

XOR at 14:00
Whenever you're ready, let's get started started 🤖

Proceed in chat

Switch to messengers

Application started in chat or messenger

4

XOR
Here are the links to XOR Terms and Privacy policy

Experienced >5 years

XOR at 14:01
What is your user level of the Microsoft Office programs, like Outlook, Word, Excel and Powerpoint?

pim belemans at 14:01
Very well

XOR at 14:01
Got it!

XOR at 14:01
How would you rate your accuracy level in administration?

very accurate

I do make mistakes

acceptable

Job seeker starts answering the questions you defined

Step 3 Evaluation, interview and hiring



Customer Service Administrator

Archive Save Copy Publish

Edit Chat Stats Report Form

JOB INFO

Job Opening Title
Customer Service Administrator

Company Select
XOR

Company name
Xor Inc

Company website
www.xor.ai

Responsibilities for the job
responsible for undertaking the administration and payment tasks as instructed by customers or their appointed agents and answer queries from customers and advisors. You also fulfill the Internal administrative tasks as required. The department prides itself on offering excellent customer service to all

HIRING CONVERSATION ?

Job opening stats

Candidates applied (total)	13
Made it through the bot	6
Successfully passed the score	6
Didn't pass the score	0
Rejected by recruiter	0

Generate custom link

Pre greeting
1

Get stats and report on candidate results

The Recruiter checks results of the prescreening, and sets interview. XOR can also execute this task, so when job seeker passes pre-screen a meeting can be set automatically



Pricing is as easy as XOR.
Monthly subscription for basic use and based on volume of candidates processed. Contact us at to get a quote.

For any integration with your website or ATS we shall be making a customised offer within 48 hours based on a minimum info requirement.

For each project a free pilot trial can be discussed. Setup is max 2 week. The pilot expires after 30 days after which it can be activated.



XORBOT

Great Experience. More Candidates.
Better Performance.



www.xor.ai info@xor.ai

By XOR Inc.
2017